





Colt™ Series C300a, C300Na

Double Check Detector Assemblies

Sizes: 2½" – 6" (65 – 150mm)



Features

- Extremely Compact Design
- 70% Lighter than Traditional Designs
- 304 (Schedule 40) Stainless Steel Housing & Sleeve
- Groove Fittings Allow Integral Pipeline Adjustment
- Patented Bi-Link Check Provides Lowest Pressure Loss
- Unmatched Ease of Serviceability
- Available with Grooved Butterfly Valve Shutoffs
- May be Used for Horizontal, Vertical or N Pattern Installations
- Replaceable Check Disc Rubber

The Colt C300a, C300Na Double Check Detector Assemblies are used to prevent backflow of pollutants, that are objectionable but not toxic, from entering the potable water supply system. The Colt C300a, C300Na may be installed under continuous pressure service and may be subjected to backpressure. The Colt C300a, C300Na are used primarily on fire line sprinkler systems when it is necessary to monitor unauthorized use of water. For use in non-health hazard applications.

Specifications

The Colt C300a, C300Na Double Check Detector Assemblies shall consist of two independent Bi-Link Check modules within a single housing, sleeve access port, four test cocks and two drip tight shutoff valves. Bi-Link Checks may be removable and serviceable, without the use of special tools. The housing shall be constructed of 304 (Schedule 40) stainless steel pipe with groove end connections. Bi-Link Checks shall have reversible elastomer discs and in operation shall produce drip tight closure against the reverse flow of liquid caused by backpressure or backsiphonage. The bypass assembly consists of a meter which registers in either gallon or cubic measurements, a double check valve assembly and required test cocks. Assembly shall be a Colt C300a, C300Na as manufactured by the Ames Company.

Job Name _____ Contractor _____

Job Location _____ Approval _____

Engineer _____ Contractor's P.O. No. _____

Approval _____ Representative _____

Ames product specifications in U.S. customary units and metric are approximate and are provided for reference only. For precise measurements, please contact Ames Technical Service. Ames reserves the right to change or modify product design, construction, specifications, or materials without prior notice and without incurring any obligation to make such changes and modifications on Ames products previously or subsequently sold.

Configurations

- Horizontal
- Vertical up
- “N” pattern horizontal

Materials

- Housing & Sleeve: 304 (Schedule 40) Stainless Steel
- Elastomers: EPDM and Buna ‘N’
- Bi-Link Checks: Noryl®, Stainless Steel
- Check Discs: Reversible EPDM
- Test Cocks: Bronze Body Nickel Plated
- Pins & Fasteners: 300 Series Stainless Steel
- Springs: Stainless Steel

Available Models

Suffix:

OSY - UL/FM outside stem and yoke resilient seated gate valves

BFG - UL/FM grooved gear operated butterfly valves with tamper switch

*OSY FxG - Flanged inlet gate connection and grooved outlet gate connection

*OSY GxF - Grooved inlet gate connection and flanged outlet gate connection

*OSY GxG - Grooved inlet gate connection and grooved outlet gate connection

Available with grooved NRS gate valves - consult factory*

Post indicator plate and operating nut available - consult factory*

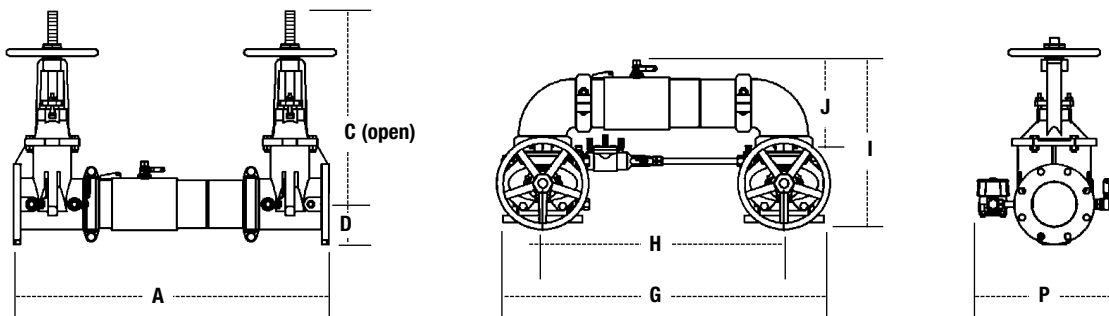
*Consult factory for dimensions

Pressure — Temperature

Temperature Range: 33°F – 110°F (5°C – 43°C)

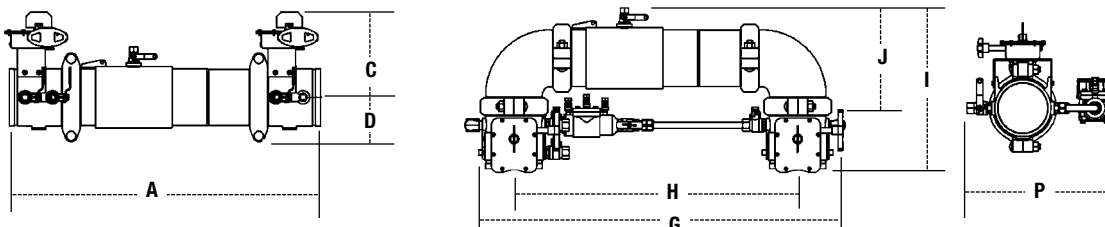
Maximum Working Pressure: 175psi (12.06 bar)

Dimensions — Weights



C300a, C300Na

SIZE (DN)		DIMENSIONS										WEIGHT									
in.	mm	A		C (OSY)		D		G		H		I		J		P		C300a		C300Na	
		in.	mm	in.	mm	in.	mm	in.	mm	in.	mm	in.	mm	in.	mm	in.	mm	lbs.	kgs.	lbs.	kgs.
2½	65	31	787	16¾	416	3½	89	29⅞	738	22	559	15½	393	8⅓	223	13⅜	335	139	63	147	67
3	80	31⅞	805	18⅞	479	3⅞	94	30¼	768	22¾	578	17⅞	435	9⅞	233	14½	368	159	72	172	78
4	100	33⅞	856	22¾	578	4	102	33	838	24	610	18½	470	9⅞	252	15⅜	386	175	79	198	90
6	150	43½	1105	30⅞	765	5½	140	44¾	1137	33¾	857	23⅞	589	13⅞	332	19	483	309	140	350	159



C300aBFG/C300NaBFG

SIZE (DN)		DIMENSIONS										WEIGHT									
in.	mm	A		C		D		G		H		I		J		P		C300aBFG		C300NaBFG	
		in.	mm	in.	mm	in.	mm	in.	mm	in.	mm	in.	mm	in.	mm	in.	mm	lbs.	kgs.	lbs.	kgs.
2½	65	28	711	8	203	3½	89	29⅞	759	22	559	14⅞	379	8⅓	223	13	330	70	32	78	35
3	80	28½	724	8⅞	211	3⅞	94	30⅞	779	22¾	578	15⅞	392	9⅞	233	13½	343	68	31	81	37
4	100	29⅞	741	8⅞	227	3⅞	94	31⅞	811	24	610	16¼	412	9⅞	252	14	356	75	34	98	44
6	150	36½	927	10	254	5	127	43⅞	1097	33¾	857	19⅞	500	13⅞	332	14½	368	131	59	171	78

Noryl® is a registered trademark of General Electric Company.

Approvals



For additional approval information please contact the factory or visit our website at www.amesfirewater.com

Capacity

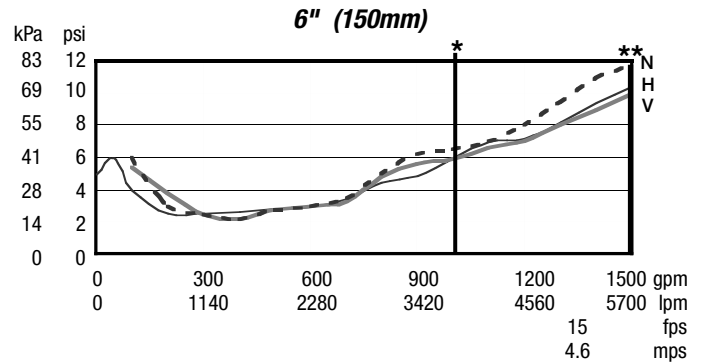
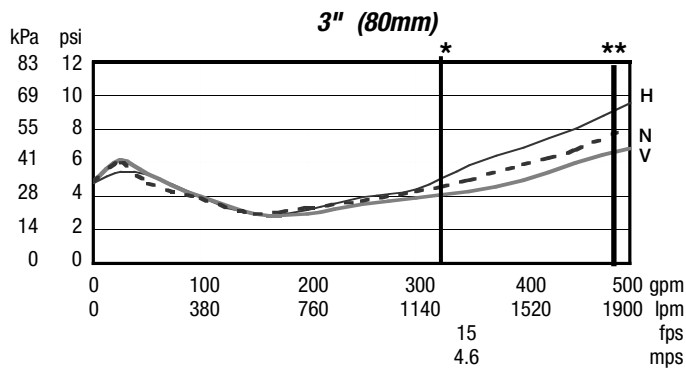
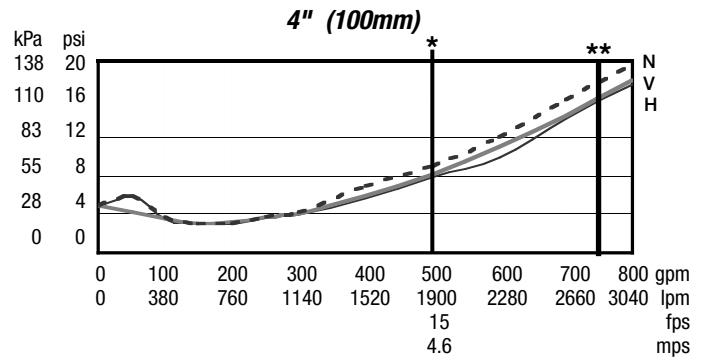
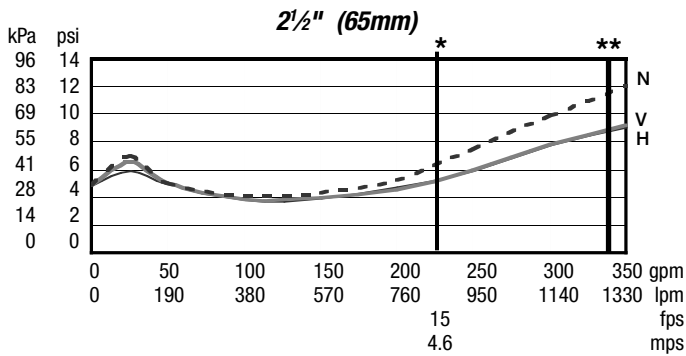
UL/FM Certified Flow Characteristics

Flow characteristics collected using butterfly shutoff valves.

See literature S-Colt-200/300 for gate valve flow characteristics

* = Rated Flow ** = UL Tested

_____ Horizontal _____ Vertical - - - - - N - Pattern



IMPORTANT: INQUIRE WITH GOVERNING AUTHORITIES FOR LOCAL INSTALLATION REQUIREMENTS

For additional information, visit our web site at: www.amesfirewater.com



www.amesfirewater.com



1427 North Market Blvd. • Suite #9 • Sacramento, CA 95834 • Phone: 916-928-0123 • Fax: 916-928-9333

ES-A-C300a/C300Na 0519

©Ames Co. 2007